

Fire Department

MONTHLY REPORT

December 2021



IN THIS SECTION:

- + Run Statistics
- + Public Relation Details
- + Training Subjects
- + Inspections
- + General Activities

This monthly report period is thru November 30, 2021. Below you will find specific items that the fire department does each and every day. We take pride in providing an outstanding service to our community.

Run Statistics

Incidents are categorized by either a fire incident or EMS incident. Below you will see the incident totals thru November 30th. You will also see the comparison of incidents from this year and the mutual aid received and given.

Incidents thru November 30th

Type	Total
Fire	782
EMS	2148
Total	2930

Same time last year

Type	Total
Fire	769
EMS	1926
Total	2695

Mutual Aid

Type	Total
Given	159
Received	81
Total	240

Mutual Aid same time last year

Type	Total
Given	137
Received	66
Total	203

We continue to see call volume increasing as restrictions are continuing to have less and less impact on department operations. We are currently **235** calls ahead of last year at this point.

As we complete the last month of 2021, we will continue our efforts to meet calls for service. We look forward to working with our neighboring departments as we partner together to meet the needs of our communities. Mutual Aid continues to be a cost-effective means for all area fire departments to deal with surges in requests for service. We all try to maintain resources capable of meeting our average needs. However, we all need to have in place a plan to address unexpected requests.

Public Relations

We continue working to return to a more active interaction with the community. We will continue to take precautions but will look at resuming additional activities in coming months.

Members of the Department have participated in several community events including the tree lighting event at Bridgewater Falls. The department delivered Santa to a large crowd to help kick off the Christmas event.

Training

Every day we have training scheduled. These trainings are predetermined by the training division. We have day shift training and night shift training therefore every member receives appropriate training hours throughout the year. This also helps to keep our ISO rating favorable. Training has returned to hands on operations. As we work to return to more normal operations, we have begun to get crews back to hands on operations.

Members trained on Hypothermia, Surgical Cricothyrotomy, Fire Ground Operations, and Forcible Entry.

We continue working with any new staff to complete their training packets (Blue Book). We have continued our efforts to recruit and hire additional staff members. We are working to complete the process for hiring applicants who apply.

Fire Prevention

Members attended the Christmas Tree Lighting Event at Bridgewater Falls.



General Activities

Each shift the duty crews are required to maintain station and equipment appearance, cleanliness, and readiness. Below is a list of items that are completed daily and weekly.

Daily Station and Weekly Station Details:

- | | |
|---------------------------------|-----------------------------|
| + Vacuum all carpets | Clean apparatus |
| + Mop all floors | Inventory all EMS apparatus |
| + Remove all trash from station | Inventory EMS equipment |
| + Laundry | Clean bay floors |
| + Clean all restrooms | Ground maintenance |
| + Clean kitchen | Clean equipment |
| + Equipment check-in | Station Maintenance |
| + UV Disinfection Procedures | |

General Department Information

We have received a resignation from Firefighter Paramedic Logan DeBord. He has accepted a position with the West Chester Fire Department. He has intentions of continuing to work Part time with Fairfield Township.

Due to ongoing staffing difficulties we have re-assigned Captain Baumann and Inspector Lloyd to 24/48 schedules on a temporary basis.

Firefighter Paramedic Albert Lloyd has requested to move to the shift assignment permanently, which has been granted.

We will be conducting a hiring process to fill this open position in the near future.

I am hoping that we will be able to find a more permanent solution to our staffing issue.

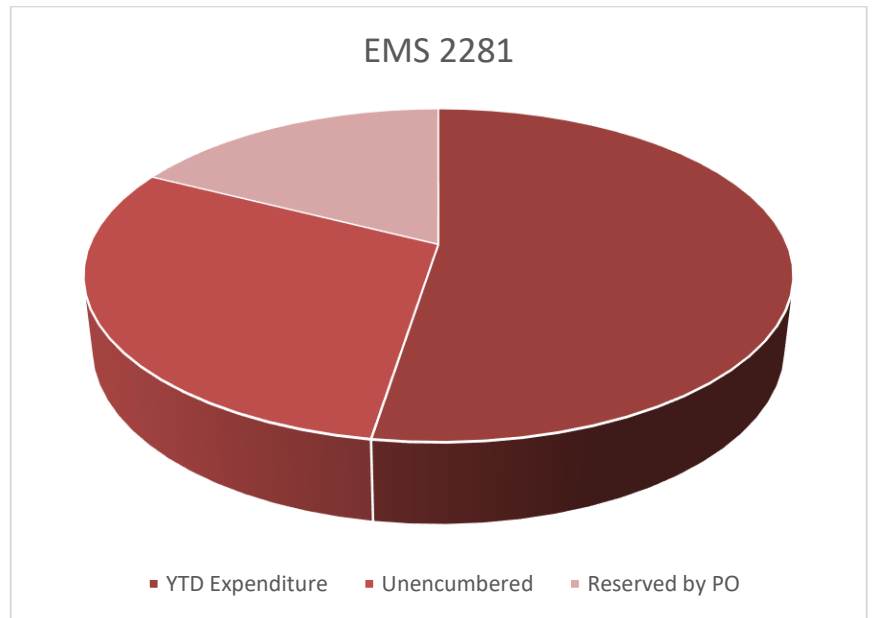
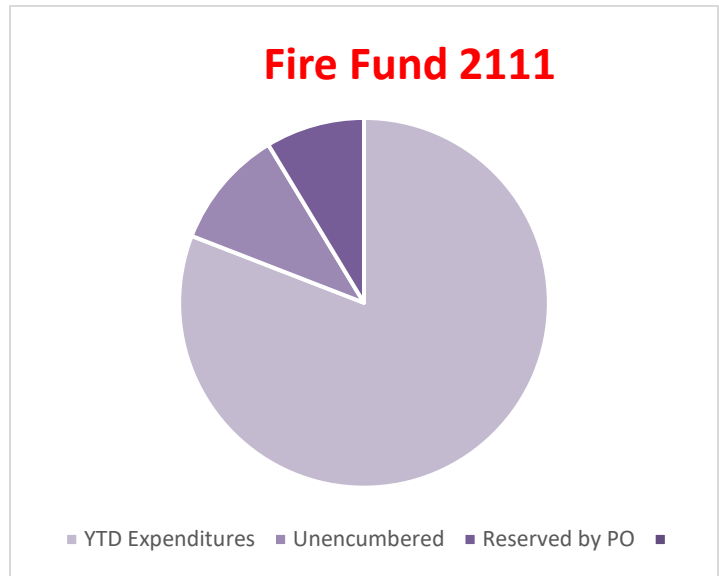
I am working with the Township Administration to look for solutions.

Now Hiring !



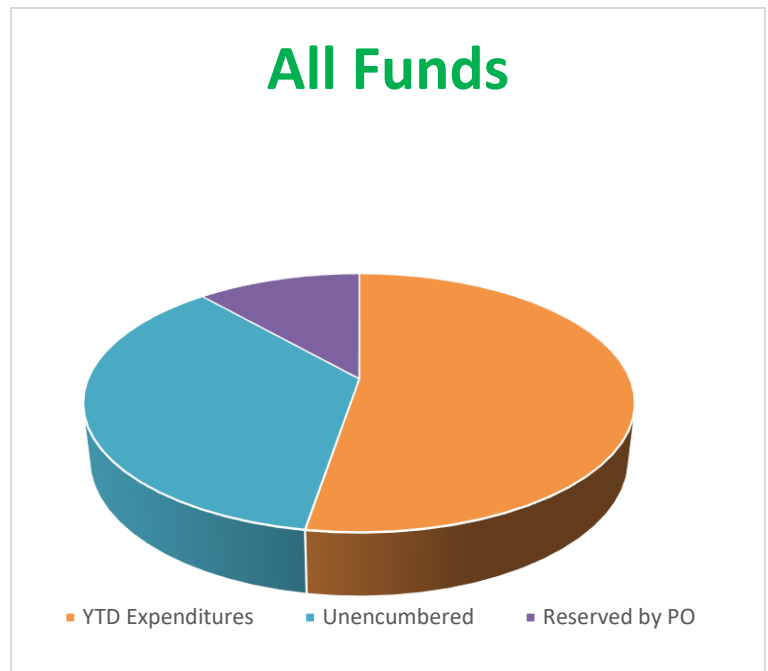
2021 Financial Information

Fire Fund	
Appropriated	\$ 2,553,00.00
YTD Expenditures	\$ 2,067,196.47
Unencumbered	\$ 266,882.80
Reserved by PO	\$ 221,426.35



EMS 2281	
Appropriated	\$ 615,000.00
YTD Expenditures	\$ 332,920.00
Unencumbered	\$ 190,119.21
Reserved by PO	\$ 110,881.19

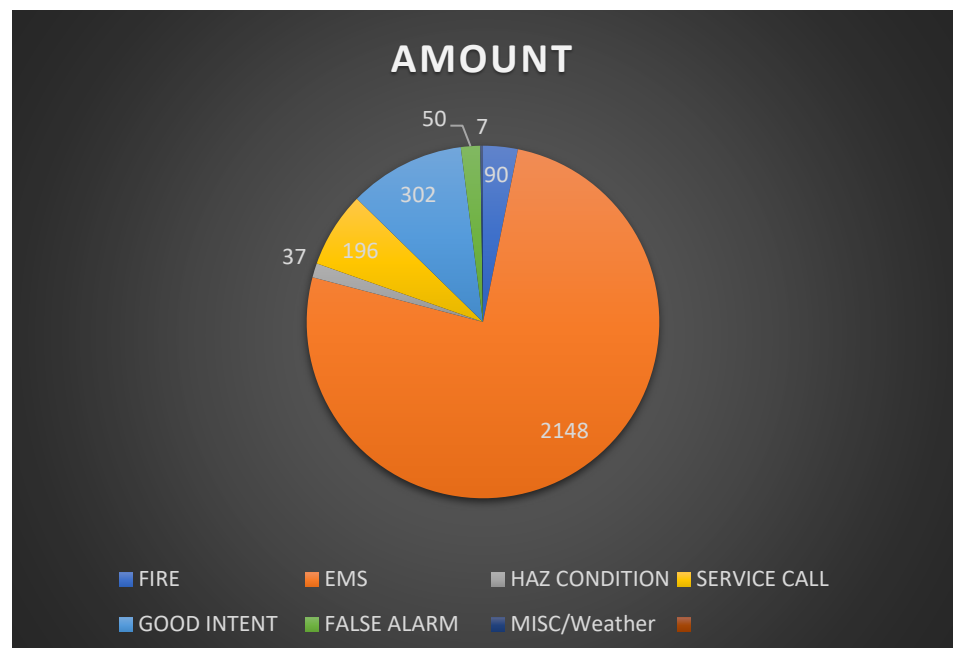
Total Funds	
Appropriated	\$ 3,896,269.31
YTD Expenditures	\$ 2,804,843.28
Unencumbered	\$ 781,874.64
Reserved by PO	\$ 332,307.54



Incident Statistics

Below are the year-to-date run statistics as of November 30th. The types of calls are generalized. For instance, fire incidents include everything but not limited to building fires, cooking fires, fuel burner issues, vehicle fires and brush/grass fires.

TYPE	AMOUNT
FIRE	90
EMS	2148
HAZ CONDITION	37
SERVICE CALL	196
GOOD INTENT	302
FALSE ALARM	50
MISC/Weather	7



COVID – 19

The Medical Director continues to recommend that our staff wear surgical masks for patient contact. For suspected COVID-19 patients he is recommending an N-95 mask be worn.

Members have been offered the Booster Shot. These were given November 9th for members who have asked to get them.

As the Delta Variant remains a concern the department will continue to respond with caution and take steps necessary to prevent our staff from being infected. The everchanging guidance requires the members to constantly keep modifying what we do to remain safe. I commend the extra effort of our staff for their work with all the varying guidance and the resulting confusion.

We continue to keep track of current information on the new variants and what changes to our operations are needed to combat the variants.

We also continue our efforts to make sure we maintain adequate supplies.



Monthly Maintenance Cost Report

Unit	Assigned	Fuel	Maintenance
Engine 213	Reserve @ 212		
Medic 213	Reserve @ 212	199.72	
Task 219	Bariatric	111.67	
Quint 211	Station 211	297.71	
Engine211	Station 211	262.53	
Medic 211	Station 211	593.16	\$1580.51
Utility 211	Station 211		
Inspector 211	Station 211		
Boat 211	Station 211		
Captain 210	Station 211	109.40	219.94
Chief 211	Station 211	115.53	
Chief 210	Station 211	156.51	
Engine 212	Station 212	543.73	\$6035
Medic 212	Station 212	640.58	\$725.60
Utility 212	Station 212		
Safety Trailer	Station 212		
Total		\$3030.54	\$6,760.60

